



ಬೃಹತ್ ಬೆಂಗಳೂರು ಮಹಾನಗರ ಪಾಲಿಕೆ
Bruhat Bengaluru Mahanagara Palike



BBMP COVID-19 WAR ROOM 06.08.2022

BBMP / COVID-19 WAR ROOM / BULLETIN – 866 /06.08.2022 / #BBMPfightsCOVID19



OVERVIEW OF COVID-19 IN BENGALURU



CASE TRENDS

ACTIVE CASES **8,096**

Confirmed Cases

1,105

18,43,674 #

Recovered Cases

1,347

18,18,601 #

Death Cases

0

16,977 #



HOSPITALIZATION

71

ICU – V

1

ICU

12

HDU

8

General

50

INCLUDES GOVT. QUOTA AND PRIVATE WALK-IN HOSPITALIZATION



VACCINATION

4,372

2,01,95,519 #

First Dose

514

96,63,250 #

Second Dose

1,607

94,19,586 #

Precaution Dose

2,251

11,12,683 #



TRIAGING

MTU

21

Tele Triage

835



ACTIVE CLUSTERS

21

Budding Clusters (<5 Cases)

21

Clusters (> 5 cases)

0



TESTING

13,584

3,11,41,241 #

RAT

2,912

RTPCR

10,672

Positivity : 7.70%

*FOR LAST 7 DAYS

: indicates cumulative numbers till date



ABSTRACT OF COVID-19 SCENARIO IN BENGALURU

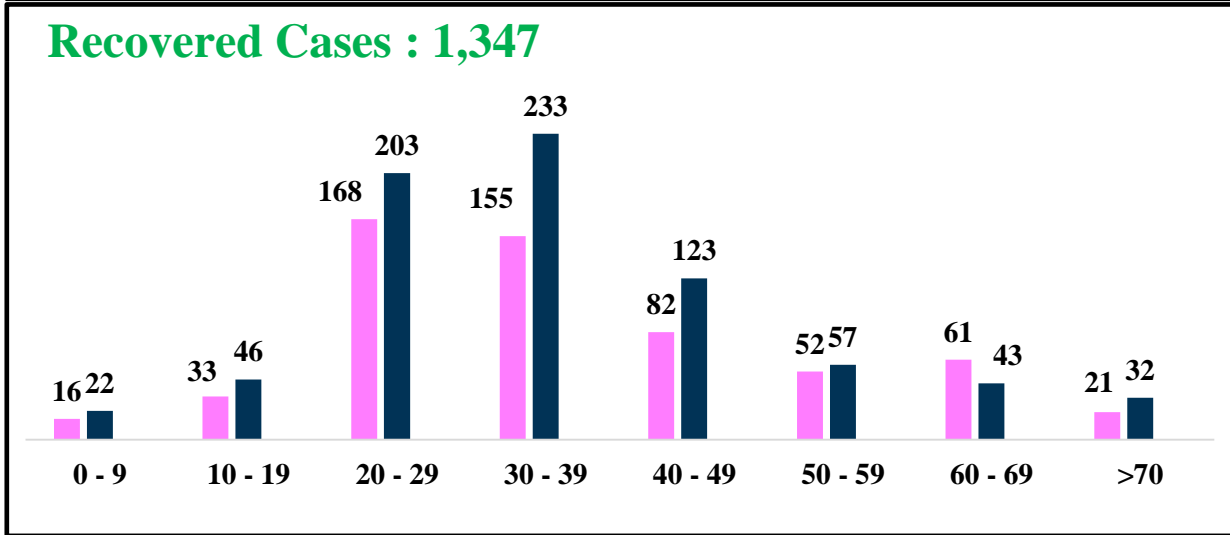
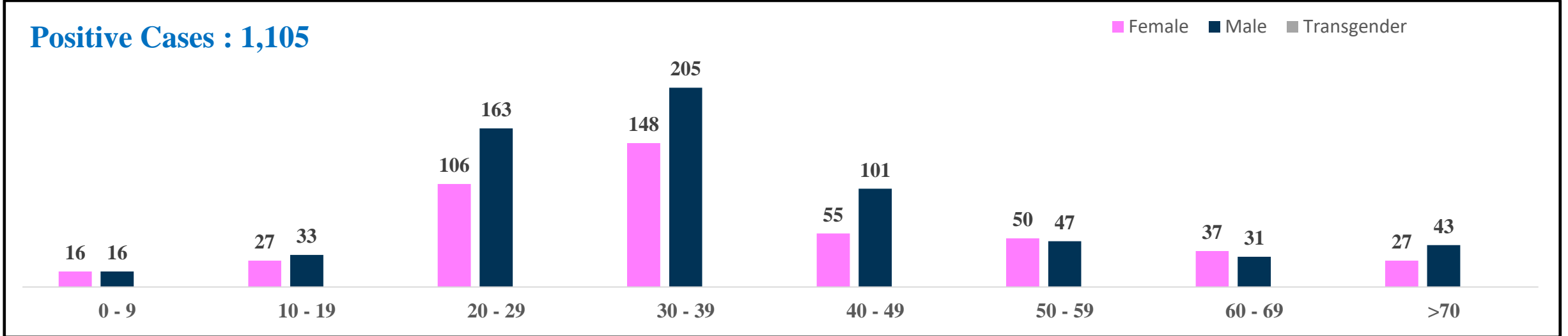


	MALE			FEMALE			TRANSGENDER			TOTAL		
	Last 24 Hours	Last 7 Days	Cumulative	Last 24 Hours	Last 7 Days	Cumulative	Last 24 Hours	Last 7 Days	Cumulative	Last 24 Hours	Last 7 Days	Cumulative
Positive Cases	639	4,856	10,87,893	466	3,904	7,54,889	0	0	196	1,105	8,760	18,43,674
Recovered Cases	759	5,119	10,72,563	588	3,845	7,45,946	0	0	185	1,347	8,964	18,18,601
Death Cases	0	1	10,751	0	1	6,222	0	0	4	0	2	16,977
Total Tests Done	In Last 24 hrs. : 13,584			In last 7 days : 1,13,806			Cumulative : 3,11,41,241					
Vaccine Doses Administered	In Last 24 hrs. : 4,372			In last 7 days : 53,427			Cumulative : 2,01,95,519					
ACTIVE CASES									8,096			

*Covid deaths occurred today : 00 | Covid deaths occurred beyond last 24hrs., reported today : 00

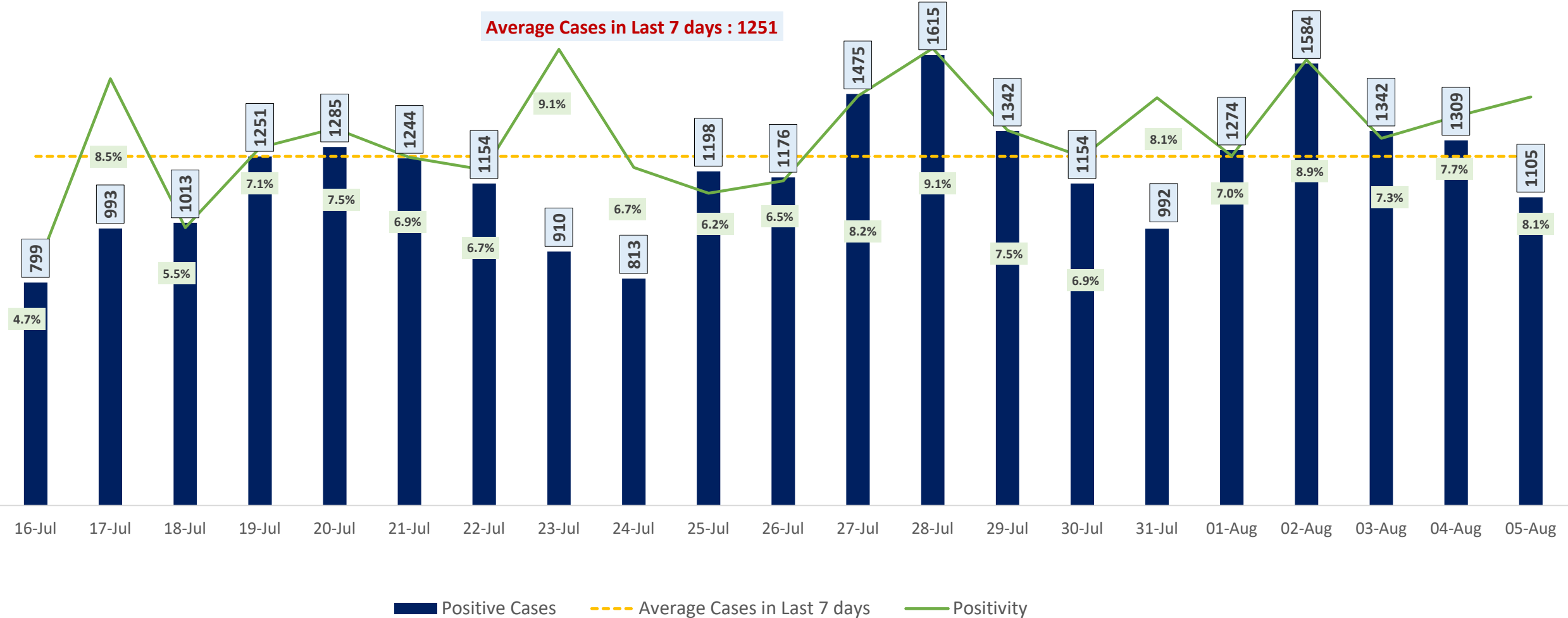


LAST 24 HOURS AGE GROUP AND GENDER WISE DISTRIBUTION





POSITIVITY RATE OF BENGALURU – LAST 21 DAYS

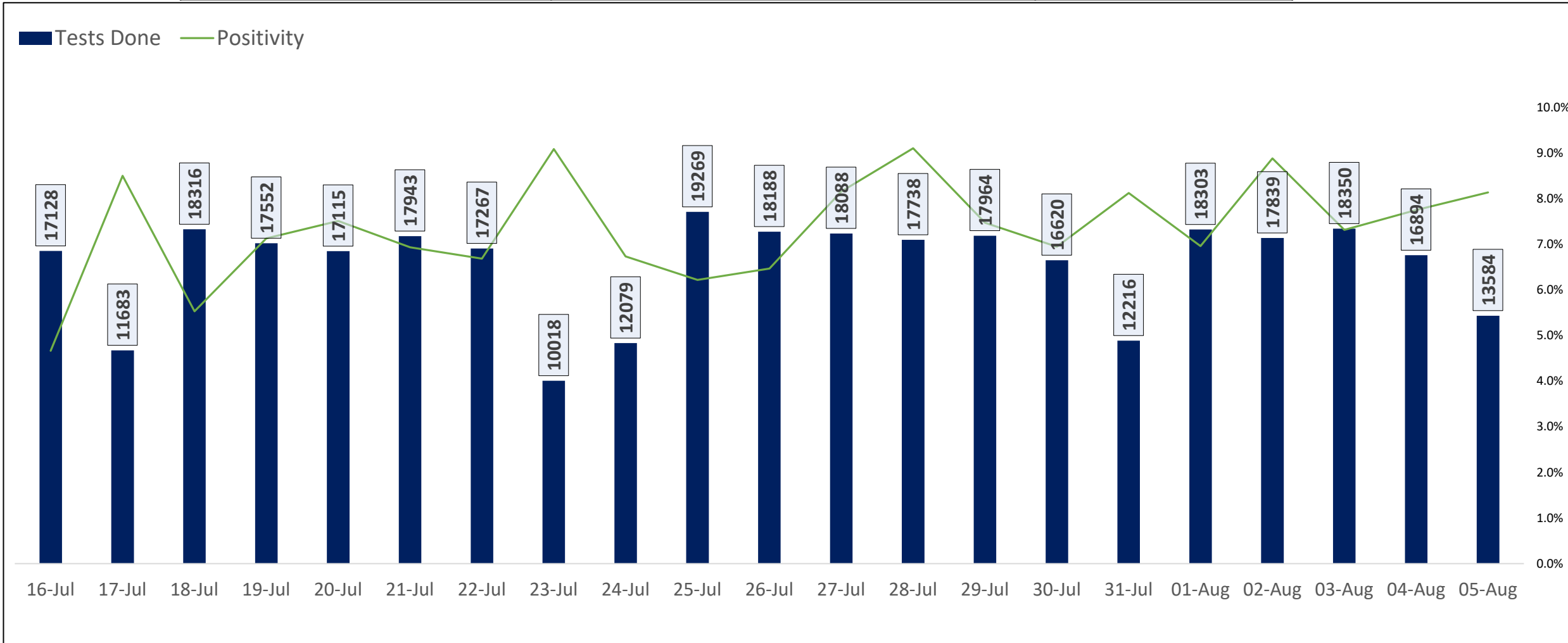




TESTING TRENDS IN BENGALURU

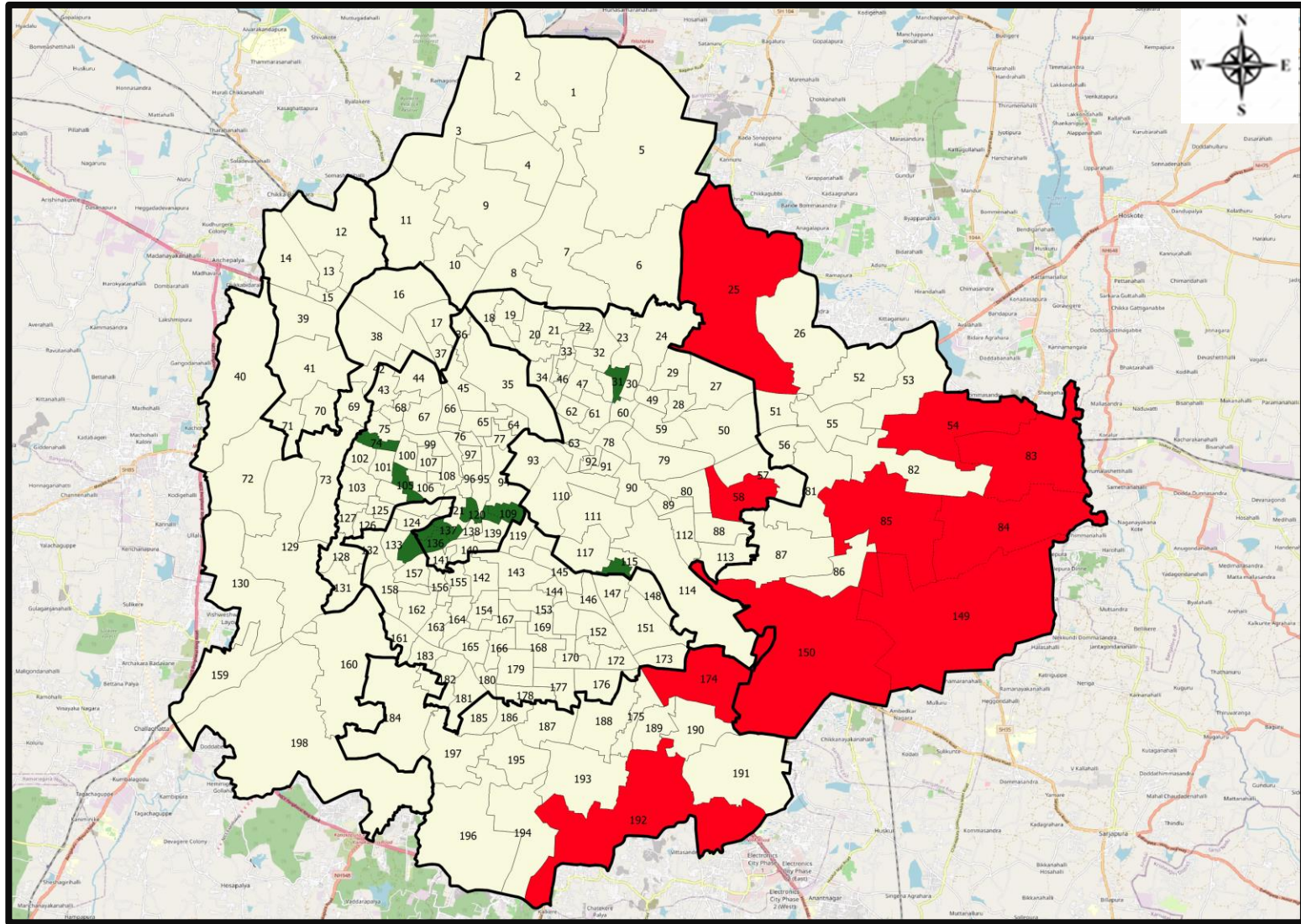


Total Test Conducted Till Date	Test Conducted Last 24 hours	Last 7 Days Average
3,11,41,241	13,584	16,258





BENGALURU URBAN MAP SHOWING TREND OF POSITIVE CASES IN LAST 7 DAYS



Top 10 wards reporting highest number of positive cases in last 7 days

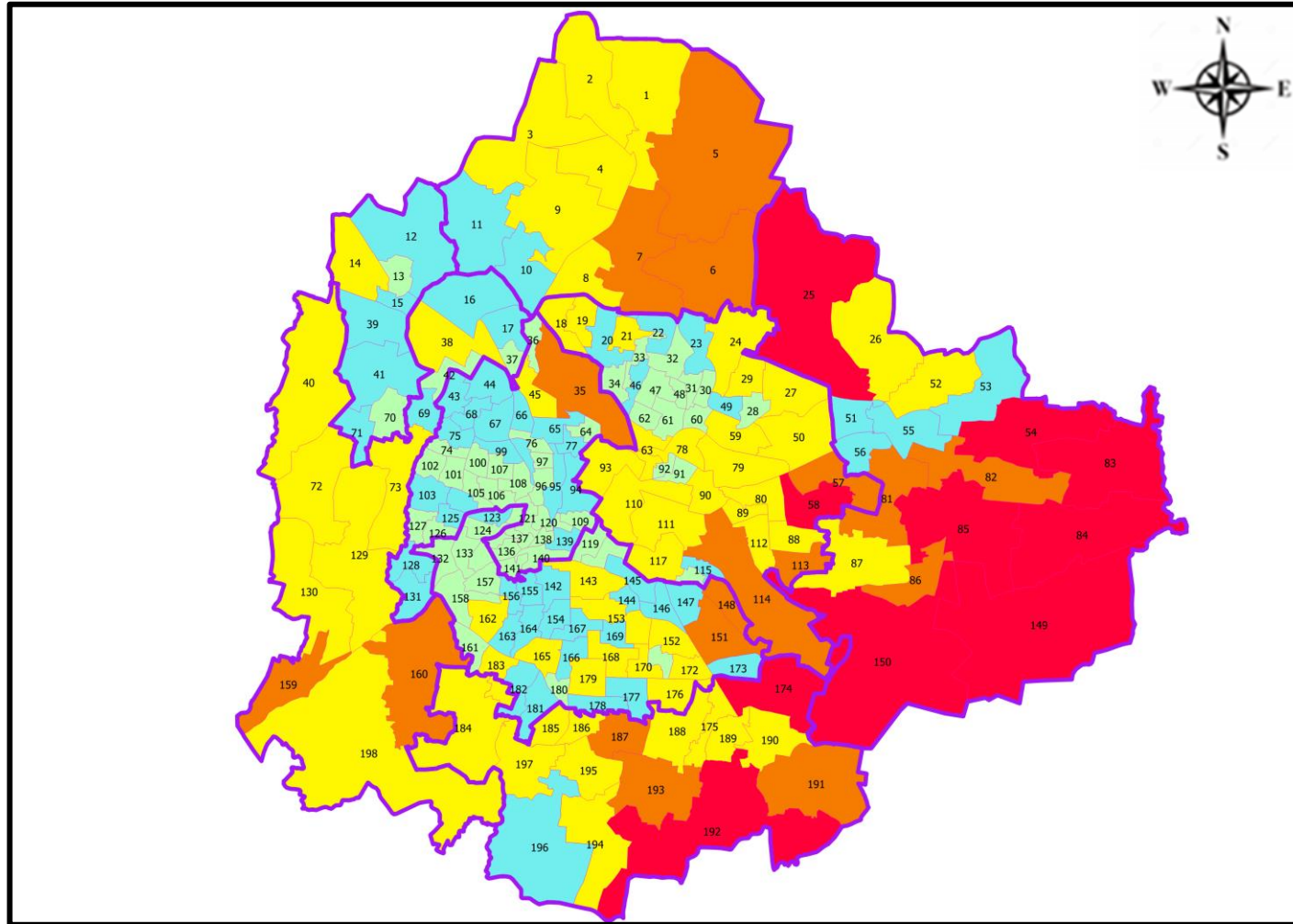
Ward No.	Ward Name	Daily Cases Average
150	Bellanduru	86
85	Dodda Nekkundi	44
174	HSR Layout	32
149	Varthuru	30
25	Horamavu	29
83	Kadugodi	27
84	Hagadur	25
54	Hudi	23
58	New Tippasandra	22
192	Begur	19

Top 10 wards reporting least number of positive cases in last 7 days

Ward No.	Ward Name	Daily Cases Average
137	Rayapura	0
136	Jagajivanram Nagar	0
135	Padarayanapura	0
134	Bapuji Nagar	0
120	Cottonpete	0
116	Nilasandra	0
109	Chickpete	0
105	Agrahara Dasarahalli	0
74	Shakthi Ganapathi Nagar	0
31	Kushal Nagar	0



BENGALURU MAP SHOWING INTENSITY OF POSITIVE CASES IN LAST 7 DAYS



- Level 1 : 0 to 10 Cases**
- Level 2 : 10 to 25 Cases**
- Level 3 : 25 to 75 Cases**
- Level 4 : 75 to 150 Cases**
- Level 5 : More than 150 Cases**
- Zone Boundaries**

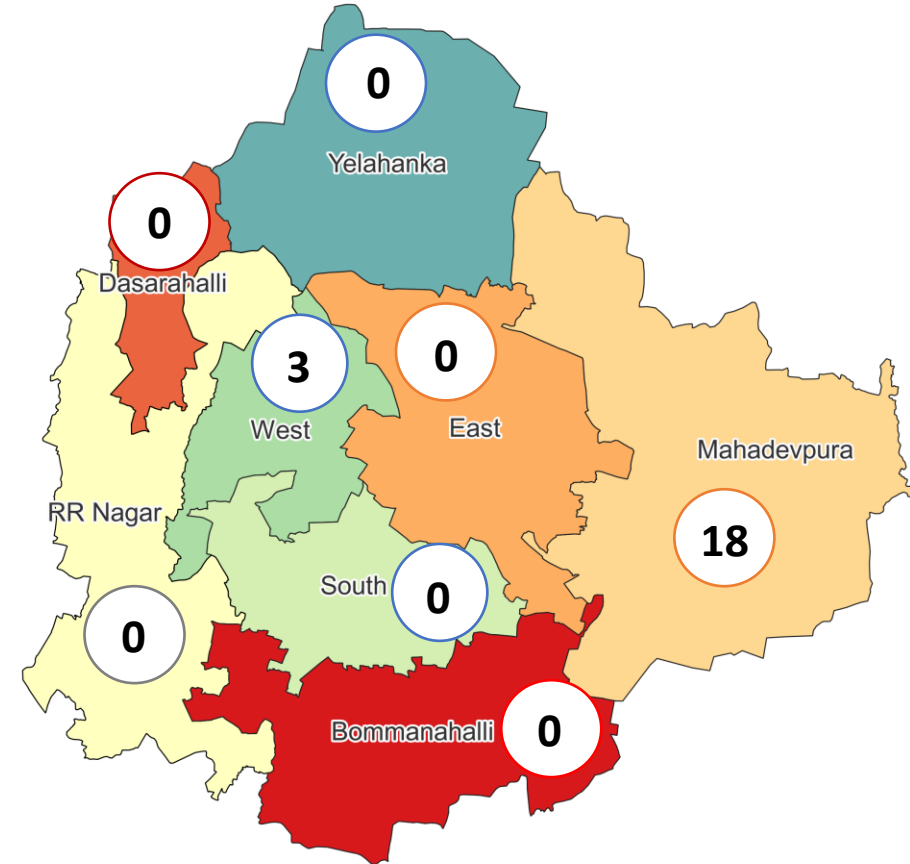


CLUSTER DETAILS



Zone Name	TOTAL CLUSTERS	Budding Clusters	Clusters	Outbreaks
		Less Than 5 Cases	5 To 14 Cases	More Than 14 Cases
BOMMANAHALLI	0 (-)	0 (-)	0 (-)	0 (-)
DASARAHALLI	0 (-)	0 (-)	0 (-)	0 (-)
EAST	0 (-)	0 (-)	0 (-)	0 (-)
MAHADEVPURA	18 (-)	18 (-)	0 (-)	0 (-)
RR NAGAR	0 (-)	0 (-)	0 (-)	0 (-)
SOUTH	0 (-)	0 (-)	0 (-)	0 (-)
WEST	3 (-)	3 (-)	0 (-)	0 (-)
YELAHANKHA	0 (-)	0 (-)	0 (-)	0 (-)
TOTAL	21 (-)	21 (-)	0 (-)	0 (-)

Total Active Clusters



Types of Clusters

Zone Name	Apartments/ Villa	Individual House	Hostels/Quarters	Others	Schools/Colleges
BOMMANAHALLI	0 (-)	0 (-)	0 (-)	0 (-)	0 (-)
DASARAHALLI	0 (-)	0 (-)	0 (-)	0 (-)	0 (-)
EAST	0 (-)	0 (-)	0 (-)	0 (-)	0 (-)
MAHADEVPURA	18 (-)	0 (-)	0 (-)	0 (-)	0 (-)
RR NAGAR	0 (-)	0 (-)	0 (-)	0 (-)	0 (-)
SOUTH	0 (-)	0 (-)	0 (-)	0 (-)	0 (-)
WEST	2 (-)	1 (-)	0 (-)	0 (-)	0 (-)
YELAHANKHA	0 (-)	0 (-)	0 (-)	0 (-)	0 (-)
TOTAL	20 (-)	1 (-)	0 (-)	0 (-)	0 (-)

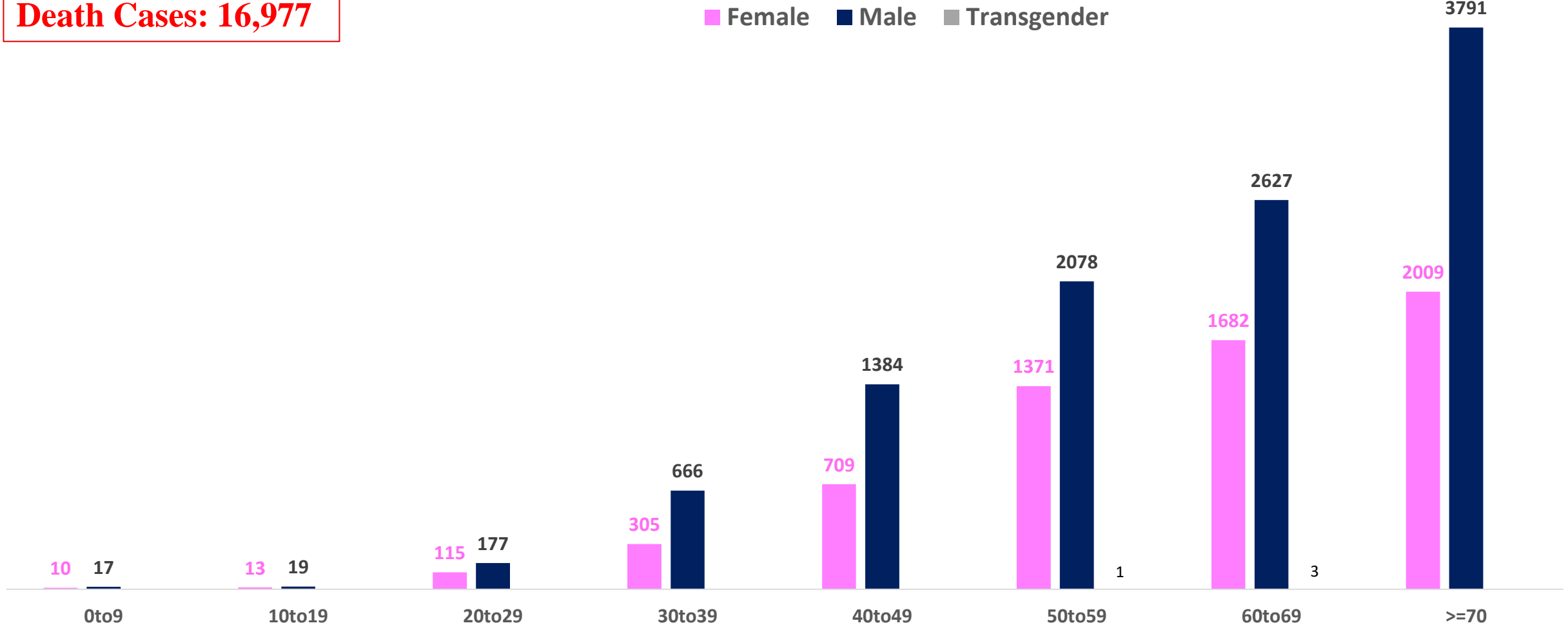
▲▼ : Shows increase and decrease in numbers as compared to previous day



AGE AND GENDER WISE DISTRIBUTION OF DEATH CASES



Death Cases: 16,977





VACCINATION COVERAGE AS ON 05.08.2022



Total Doses Administered

2,01,95,519

▲ 4,372

Total 12-14 years Population : 2.82 Lakhs

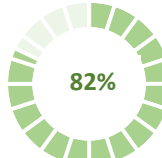
1ST DOSE



2,90,214
Doses administered

▲ 417

2ND DOSE

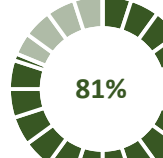


2,31,222
Doses administered

▲ 1,015

Total 15-18 years Population : 4.42 Lakhs

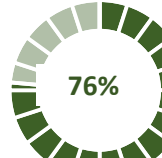
1ST DOSE



3,58,845
Doses administered

▲ 19

2ND DOSE



3,37,657
Doses administered

▲ 343

Total adult Population : 91.7 Lakhs

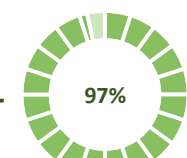
1ST DOSE



90,14,191
Doses administered

▲ 78

2ND DOSE



88,50,707
Doses administered

▲ 249

Priority Group*

Health Care Workers

Dose 1

2,10,369

Doses administered

▲ 0

Dose 2

2,07,054

Doses administered

▲ 1

Frontline Workers

Dose 1

3,81,973

Doses administered

▲ 1

Dose 2

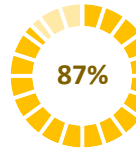
3,73,298

Doses administered

▲ 2

18 - 44 Years Coverage

Dose 1

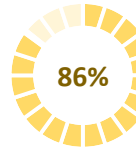


57,46,130

Doses administered

▲ 70

Dose 2



56,33,757

Doses administered

▲ 212

PRECAUTION DOSE



11,12,683

Doses administered

▲ 2,251

PRECAUTION DOSES ADMINISTERED

Health Care Workers

92,975

Booster Doses administered

▲ 46

Front Line Workers

1,31,507

Booster Doses administered

▲ 88

60 + Years Coverage

3,77,480

Booster Doses administered

▲ 107

18 + Years Coverage

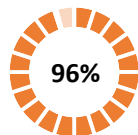
5,10,721

Booster Doses administered

▲ 2,010

45 – 59 Years Coverage

Dose 1

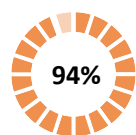


16,95,297

Doses administered

▲ 4

Dose 2



16,72,383

Doses administered

▲ 24

60 + Years Coverage

Dose 1



9,80,422

Doses administered

▲ 3

Dose 2



9,64,215

Doses administered

▲ 10

▲ indicates the increase in last 24 hours



COVID-19 SCENARIO IN BENGALURU AND OTHER METROPOLITIAN CITIES



CITY NAME	Positive Cases	Active Cases	Recovered	Deceased	Vaccine Doses Administered
New Delhi	19,64,793	6,876	19,31,590	26,327	3,59,54,215
Bengaluru*	18,43,674	8,096	18,18,601	16,977	2,33,65,574
Mumbai	11,25,674	2,391	11,03,627	19,656	2,18,90,373
Chennai	7,84,060	3,652	7,71,339	9,069	1,09,57,383

Source : <https://dashboard.cowin.gov.in/> at 4:35pm (06.08.2022)
Source : <https://www.covid19bharat.org/> at 4:35pm(06.08.2022)

*includes BBMP & Bengaluru Urban



SNAPSHOT OF COVID-19 CASES IN BENGALURU URBAN



**Total Wards With
< =10 Cases* :
53**

**Tests Conducted
on 05.08.2022:
13,584**

**Recovery
Rate*:
98.64%**

**Total
Active Cases :
8,096**

**Total Vaccinated
on 05.08.2022:
4,372**

**Positivity
Rate* :
7.70%**

**Active
Rate*:
0.44%**

**Case
Fatality Rate* :
0.02%**





*Total positive cases In the past 7 days

*CFR and positivity is for Past 7 days



ಬೃಹತ್ ಬೆಂಗಳೂರು ಮಹಾನಗರ ಪಾಲಿಕೆ
Bruhat Bengaluru Mahanagara Palike



Download BBMP Bulletin	https://apps.bbmpgov.in/covid19/mediabulletin.php
To register for vaccination :	https://selfregistration.cowin.gov.in/
BBMP COVID19 Dashboard:	https://apps.bbmpgov.in/covid19/
Follow us on:	 www.facebook.com/bbmp.comm1/
	 twitter.com/BBMPCOMM
	  BBMPSplHealth


Issued by:


Honorable Chief Commissioner, BBMP
Special Commissioner Health & IT, BBMP
MD, Bengaluru Smart City Limited

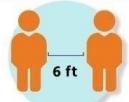
THANK YOU !


ಬೃಹತ್ ಬೆಂಗಳೂರು ಮಹಾನಗರ ಪಾಲಿಕೆ
Bruhat Bengaluru Mahanagara Palike

ಕೊರೋನಾ ಸೋಂಕಿನಿಂದ ಸುರಕ್ಷಿತವಾಗಿರಲು

 **ಮುಖಗವಸು ಧರಿಸಿ**

ಕೈಗಳನ್ನು ತೊಳೆಯಿರಿ 

 **6 ಅಡಿ ಅಂತರ ಪಾಲಿಸಿ**

ಲಸಿಕೆ ಪಡೆಯಿರಿ 

For more information around COVID-19 call the BBMP helpline number 1533

